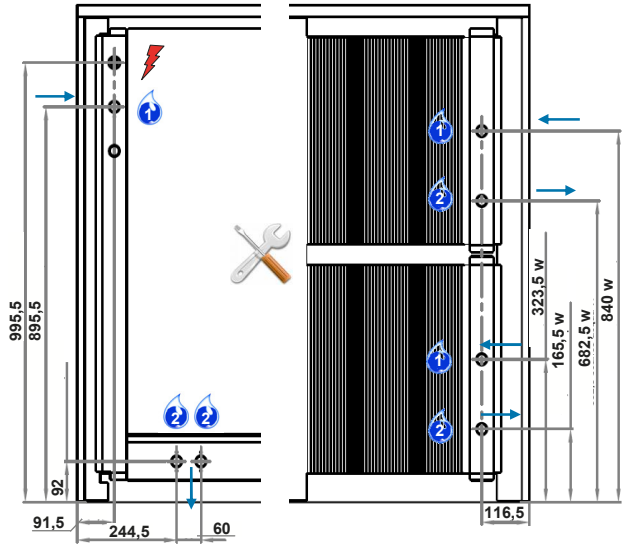




# KF 2500

FABBRICATORI DI GHIACCIO GRANULARE  
 MACHINES À GLACE EN GRAINS  
 ICE FLAKE MACHINES  
 FABRICADORES DE HIELO GRANULAR  
 EISFLOCKENBEREITER

SERIE **KF 45 85 145 185 100 200 300 600 1200 2500**

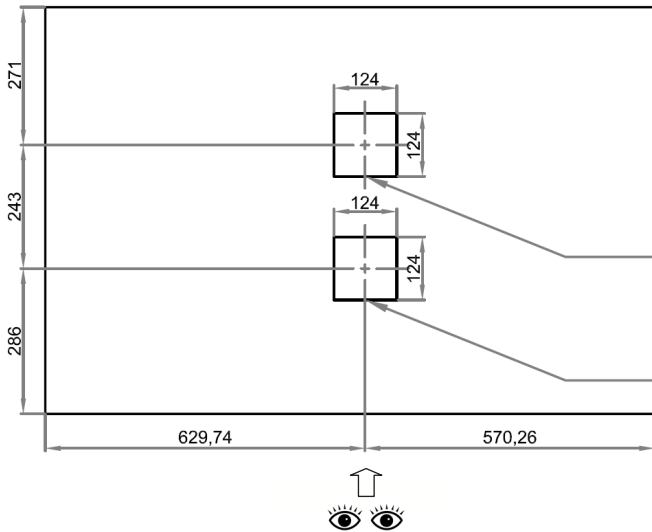


USCITA GHIACCIO  
 SORTIE GLACE  
 ICE EXIT  
 SALIDA DE HIELO  
 EISAUSGANG



### Stainless steel AISI 304

L=1800 mm		
ø 3/4"		
ø 3/4"		
130÷140 mm		




USCITA GHIACCIO  
 SORTIE GLACE  
 ICE EXIT  
 SALIDA DE HIELO  
 EISAUSGANG

Kg / 24h - Air				
	38°	1270	32°	
	32°	1500	21°	
	21°	1970	15°	
	10°	2100	10°	

Kg / 24h - Water				
	38°	1540	32°	
	32°	1770	21°	
	21°	1970	15°	
	10°	2100	10°	





Stainless steel AISI 304



Air



Water

# KF 2500

FABBRICATORI DI GHIACCIO GRANULARE  
MACHINES À GLACE EN GRAINS  
ICE FLAKE MACHINES  
FABRICADORES DE HIELO GRANULAR  
EISFLOCKENBEREITER

## Dati tecnici – Caractéristiques techniques – Technical specifications – Datos técnicos – Technische Daten

Prod.Kg/24h +10°C - Prod.Lb/24h +10°C		<b>2100-4620</b>
Prod.Kg/24h +10°C - Prod.Lb/24h +10°C		<b>2100-4620</b>
Larghezza/Largeur/Width/Anchura/Breite	mm	<b>1200</b>
Profondità/Profondeur/Depth/Profundidad/Tiefe	mm	<b>800</b>
Altezza/Hauteur/Height/Altura/Höhe	mm	<b>1126</b>
Peso netto/Poids net/Net weight/Peso neto/Nettogewicht	Kg	<b>295</b>
Peso lordo/Poids brut/Gross weight/Peso bruto/Bruttogewicht	Kg	<b>318</b>
Vol. imballo/Vol.embal/Vol.(packed)/Volumen con embalaje/Verpackungsvolumen	m <sup>3</sup>	<b>1,40</b>
Alimentazione/Voltage/Voltaje/Anschlussspannung	V/Hz/ph	<b>400/50/3N</b>
Compressore/Compresseur/Compressor/Compresor/Kompressor	HP	<b>3x2</b>
Compressore/Compresseur/Compressor/Compresor/Kompressor (T evap.= -15°C)	W	<b>3500x2</b>
Watt - Totale/Total/Total/Total/Gesaint (T = +43°C)	W	<b>3600x2</b>
Calorie/Calorie/Calorie/Caloria/Kalorie cond.	Kcal / h	<b>4970x2</b>
Ampère - Totale/Total/Total/Total/Gesamt	A	<b>5,5x2</b>
Fusibile/Fusible/Recommended fuse/Fusible/Netzisierung	A	<b>3X15</b>
Refrigerante/Réfrigérant/Cooling gas/Refrigerante/Kühlmittel	R	<b>452A</b>
Carica/Charge/Fill/Carga/Füllmenge	Kg	<b>1,200x2</b>
eq. CO <sub>2</sub>	Kg	<b>2570x2</b>
GWP		<b>2141</b>
Carica/Charge/Fill/Carga/Füllmenge	Kg	<b>0,700x2</b>
eq. CO <sub>2</sub>	Kg	<b>1499x2</b>
GWP		<b>2141</b>
Entrata acqua/Entrée eau/Water inlet/Entrada agua/Wasseranschluß	Ø	<b>3/4"</b>
Scarico acqua/Vidange eau/Water outlet/Desague/Wasserabfluß	Ø	<b>3/4"</b>
Acqua/Eau/Water/Agua/Wasser - lt / h  21°C  15°C		<b>98-234</b>
Pressione acqua/Pression eau/Water pressure/Presión agua/Wasserdruck - bar	min / max	<b>1 - 6</b>
Temp.ambiente/Temp.ambient/Ambient temp./Temp.ambiente/Rammtemperatur - °C	min / max	<b>10 - 40</b>
Temp. acqua/Temp. eau/Water temp./Temp. agua/Wassertemperatur - °C	min / max	<b>5 - 35</b>

