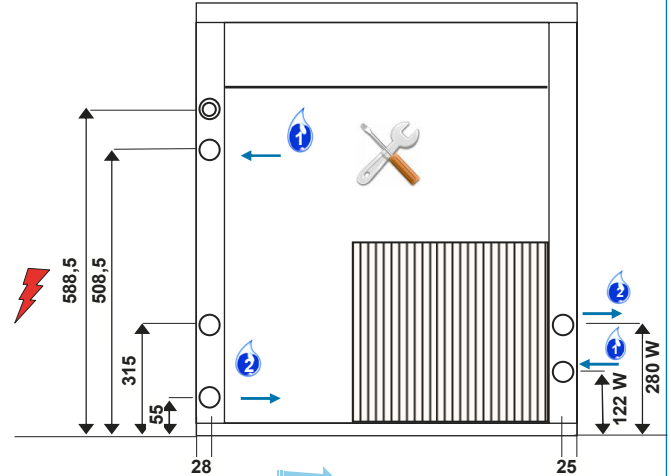




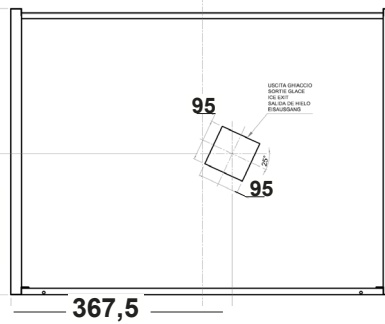
KF 600

FABBRICATORI DI GHIACCIO GRANULARE
 MACHINES À GLACE EN GRAINS
 ICE FLAKE MACHINES
 FABRICADORES DE HIELO GRANULAR
 EISFLOCKENBEREITER

SERIE **KF** 45 85 145 185 100 200 300 600 1200 2500

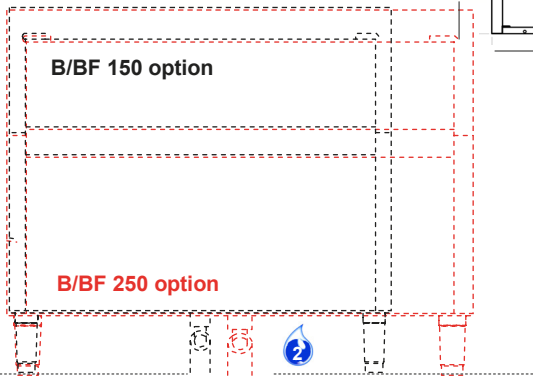


USCITA GHIACCIO
 SORTIE GLACE
 ICE EXIT
 SALIDA DE HIELO
 EISAUSGANG



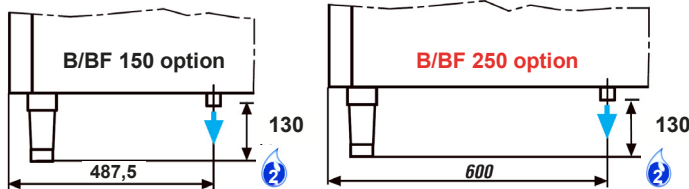
Air
Water
Stainless steel AISI 304

L=1800 mm		
ø 3/4"		
ø 3/4"		
130÷140 mm		



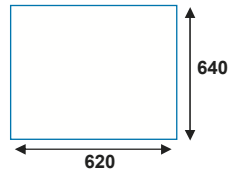
Kg / 24h - Air				
	38°	330	32°	
	32°	400	21°	
	21°	480	15°	
	10°	540	10°	

Kg / 24h - Water				
	38°	420	32°	
	32°	440	21°	
	21°	480	15°	
	10°	540	10°	





Stainless steel AISI 304



Air



Water

KF 600

FABBRICATORI DI GHIACCIO GRANULARE
MACHINES À GLACE EN GRAINS
ICE FLAKE MACHINES
FABRICADORES DE HIELO GRANULAR
EISFLOCKENBEREITER

Dati tecnici – Caractéristiques techniques – Technical specifications – Datos técnicos – Technische Daten

Prod.Kg/24h +10°C - Prod.Lb/24h +10°C		540-1188
Prod.Kg/24h +10°C - Prod.Lb/24h +10°C		540-1188
Contenitore/Bac/Bin/Depósito/Behälter OPTION B/BF 150	Kg/Lb	150-330
Contenitore/Bac/Bin/Depósito/Behälter OPTION B/BF 250	Kg/Lb	250-550
Larghezza/Largeur/Width/Anchura/Breite	mm	620
Profondità/Profondeur/Depth/Profundidad/Tiefe	mm	640
Altezza/Hauteur/Height/Altura/Höhe	mm	790
Peso netto/Poids net/Net weight/Peso neto/Nettogewicht	Kg	93
Peso lordo/Poids brut/Gross weight/Peso bruto/Bruttogewicht	Kg	100
Vol. imballo/Vol.embal/Vol.(packed)/Volumen con embalaje/Verpackungsvolumen	m ³	0,58
Alimentazione/Voltage/Voltaje/Anschlussspannung	V/Hz/ph	230/50/1
Compressore/Compresseur/Compressor/Compresor/Kompressor	HP	1,7
Compressore/Compresseur/Compressor/Compresor/Kompressor (T evap.= -15°C)	W	2350
Watt - Totale/Total/Total/Total/Gesaint (T = +43°C)	W	1950
Calorie/Calorie/Calorie/Caloria/Kalorie cond.	Kcal / h	2420
Ampère - Totale/Total/Total/Total/Gesamt	A	9,9
Fusibile/Fusible/Recommended fuse/Fusible/Netzversicherung	A	20
Refrigerante/Réfrigérant/Cooling gas/Refrigerante/Kühlmittel	R	290
Carica/Charge/Fill/Carga/Füllmenge	Kg	0,130
eq. CO ₂	Kg	0,390
GWP		3
Carica/Charge/Fill/Carga/Füllmenge	Kg	0,090
eq. CO ₂	Kg	0,270
GWP		3
Entrata acqua/Entrée eau/Water inlet/Entrada agua/Wasseranschluß	Ø	3/4"
Scarico acqua/Vidange eau/Water outlet/Desague/Wasserabfluß	Ø	3/4"
Acqua/Eau/Water/Agua/Wasser - lt / h 21°C / 15°C		22-56
Pressione acqua/Pression eau/Water pressure/Presión agua/Wasserdruck - bar	min / max	1 - 6
Temp.ambiente/Temp.ambient/Ambient temp./Temp.ambiente/Rammtemperatur - °C	min / max	10 - 40
Temp. acqua/Temp. eau/Water temp./Temp. agua/Wassertemperatur - °C	min / max	5 - 35